

BIBLIOTECA HUCA
ÁREA SANITARIA IV



Acceso y consulta del Journal Citation Reports

Carolina Pinín Osorio. Responsable Biblioteca Área sanitaria IV. HUCA

Eva Correia Álvarez



07/11/2022

Acceso al JCR desde la página de la Biblioteca

<https://bibliotecahuca.com>

Hay dos opciones:

- A) Desde la pestaña “Recursos”-“Bases de datos y recursos electrónicos”-“Índices de impacto y citas”, o
- B) Desde la barra lateral

The screenshot shows the library website interface. The top navigation bar includes 'LA BIBLIOTECA', 'BLOG', 'SERVICIOS', 'RECURSOS', 'PERFIL INVESTIGADOR', and 'GUÍAS'. The 'PERFIL INVESTIGADOR' menu is open, showing options like 'CURRICULUM VITAE NORMALIZADO', 'ORCID', 'PERFIL INVESTIGADOR WOS', 'GOOGLE SCHOLAR', 'FACTOR DE IMPACTO', and 'ISPA/FINBA'. The 'FACTOR DE IMPACTO' option is circled in orange. To the right, a sidebar menu under 'BASES DE DATOS Y RECURSOS' lists various databases, with 'Journal Citation Reports' circled in orange. A red circle labeled 'B' is positioned above the sidebar, and an orange circle labeled 'A' is positioned next to the 'FACTOR DE IMPACTO' menu item. The main content area displays 'Factor de Impacto' with a description and a 'Cuiden Plus' logo.

LA BIBLIOTECA / BLOG / SERVICIOS / RECURSOS / **PERFIL INVESTIGADOR** / GUÍAS

CONTACTO / PREGUNTAS FRECUENTES

Factor de Impacto

Journal Citation Reports

El Factor de Impacto mide la frecuencia la cual ha sido citado el artículo promedio de una revista en un año en particular.

Es el índice bibliométrico más utilizado. Sirve para comparar revistas y evaluar la importancia relativa de una revista concreta dentro de un mismo campo científico.

Otros indicadores importantes son el cuartil y el decil, que miden la posición de una revista en relación con todas las de su área para un año determinado. Las revistas con el índice de impacto más alto estarán en los primeros cuartiles y deciles.

Acceso

PERFIL INVESTIGADOR WOS

GOOGLE SCHOLAR

FACTOR DE IMPACTO

ISPA/FINBA

Cuiden Plus

DynaMed

Embase

Enferterca

Fisterra-e

BASES DE DATOS Y RECURSOS

Buscador Ovid

CINAHL Complete

ClinicalKey

DynaMed

Embase

Enferterca

Fisterra-e

Harrison online 20ª ed.

Journal Citation Reports

La Biblioteca Cochrane Plus

PEdro

PubMed

Scopus

UpToDate

WOS

BIBLIOTECA HUCA ÁREA SANITARIA IV



Universidad de
Oviedo



IdeBUO

Identificación para el acceso a recursos electrónicos a través de la Biblioteca

Usuarios UNIOVI y Externos

Usuario

Contraseña

INICIAR SESIÓN

**Introducir las claves de
acceso a la nómina**

Para cualquier consulta, no dude en ponerse en contacto: buobases@uniovi.es

Por razones de seguridad ...

- No acceda a la plataforma desde enlaces de páginas no oficiales de la Universidad de Oviedo.
- No comunique sus datos de acceso a terceros.
- Recuerde cerrar la sesión y el navegador web cuando termine de utilizar los servicios.

BIBLIOTECA HUCA ÁREA SANITARIA IV



Página de inicio

Clarivate Products

Journal Citation Reports™ Journals Categories Publishers Countries/Regions Navegar por categorías My favorites Sign In Register

The world's leading journals and publisher-neutral data

Búsqueda rápida × 🔍

Already have a manuscript?
Find relevant, reputable journals for potential publication of your research using Manuscript matcher.

Match my manuscript

See full listings and refine your search by

Journals

Categories

Publishers

Countries/Regions

BIBLIOTECA HUCA ÁREA SANITARIA IV



Perfil de una revista

Clarivate

Products

Journal Citation Reports™

Journals

Categories

Publishers

Countries/Regions

My favorites

Sign In

Register

Home > Journal profile

Favorite Export

JCR YEAR

2021

Elegir el año de la publicación

Biotechnology Journal

ISSN

1860-6768

EISSN

1860-7314

JCR ABBREVIATION

BIOTECHNOL J

ISO ABBREVIATION

Biotechnol. J.

Journal information

EDITION

Science Citation Index Expanded (SCIE)

CATEGORY

BIOTECHNOLOGY & APPLIED MICROBIOLOGY
- SCIE

BIOCHEMICAL RESEARCH METHODS - SCIE

Índice

Categorías

LANGUAGES

English

REGION

GERMANY (FED REP GER)

1ST ELECTRONIC JCR YEAR

2012

Publisher information

PUBLISHER

WILEY-VCH VERLAG GMBH

ADDRESS

POSTFACH 101161, 69451
WEINHEIM, GERMANY

PUBLICATION FREQUENCY

12 issues/year

Factor de Impacto (JIF)

Se puede consultar la evolución del JIF a lo largo de los años y exportar como PDF

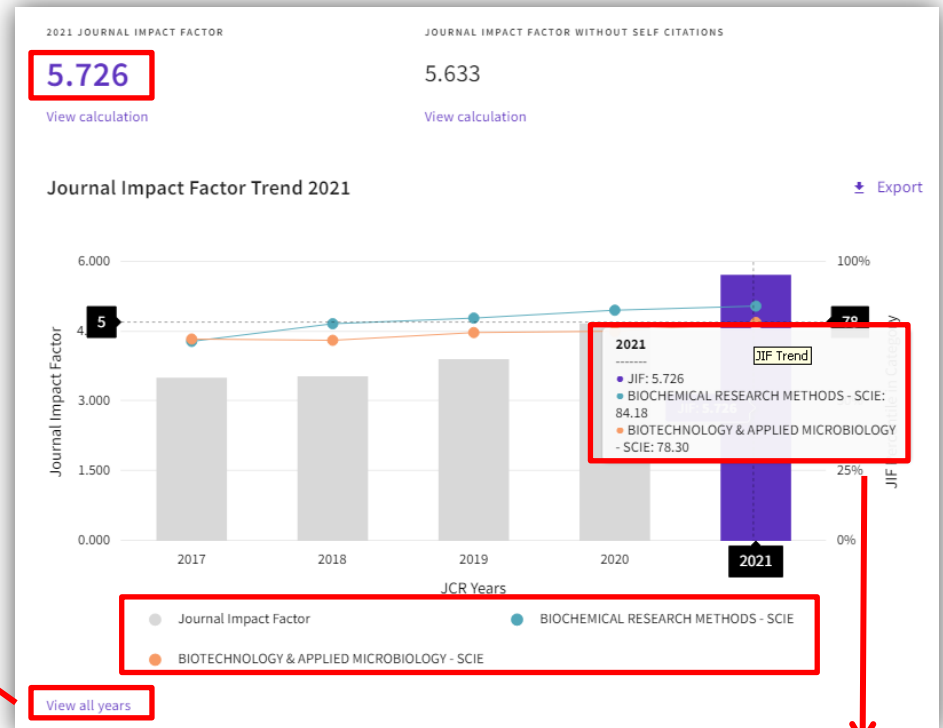
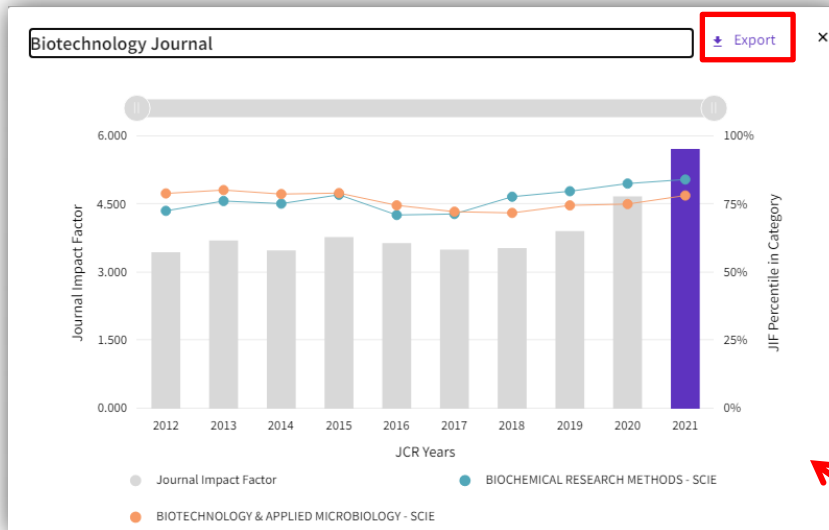


Gráfico interactivo que permite explorar por categorías


Evaluar la relevancia de una revista para su investigación

Journal Impact Factor contributing items

Export

Citable items (368)

Citing Sources (651)

TITLE	CITATION COUNT	
Bioprocessing in the Digital Age: The Role of Process Models	36	▼
Recent Advances in Sustainable Plastic Upcycling and Biopolymers	36	▼
3D Primary Hepatocyte Culture Systems for Analyses of Liver Diseases, Drug Metabolism, and Toxicity: Emerging Culture Paradigms and Applications	33 	▲
Authors: Lauschke, Volker M.;Shafagh, Reza Z.;Hendriks, Delilah F. G.;Ingelman-Sundberg, Magnus Volume: 14 Accession number: WOS:000476825900004 Document Type: Review		
View in Web of Science		

Expandir cada elemento citable o citando la fuente y ver en WOS, sería una manera de determinar si nuestro manuscrito se ajusta al tema de una revista. Además se muestran las citas de los diferentes artículos.

Cuartil y Percentil para evaluar la posición de una revista dentro de las de su categoría

Rank by Journal Impact Factor

Journals within a category are sorted in descending order by Journal Impact Factor (JIF) resulting in the Category Ranking below. A separate rank is shown for each category in which the journal is listed in JCR. Data for the most recent year is presented at the top of the list, with other years shown in reverse chronological order. [Learn more](#)

EDITION
Science Citation Index Expanded (SCIE)

CATEGORY
BIOCHEMICAL RESEARCH METHODS

13/79

JCR YEAR	JIF RANK	JIF QUARTILE	JIF PERCENTILE	
2021	13/79	Q1	84.18	
2020	14/78	Q1	82.69	
2019	16/77	Q1	79.87	
2018	18/79	Q1	77.85	
2017	23/79	Q2	71.52	
2016	23/78	Q2	71.15	

EDITION
Science Citation Index Expanded (SCIE)

CATEGORY
BIOTECHNOLOGY & APPLIED MICROBIOLOGY

35/159

JCR YEAR	JIF RANK	JIF QUARTILE	JIF PERCENTILE	
2021	35/159	Q1	78.30	
2020	40/159	Q2	75.16	
2019	40/156	Q2	74.68	
2018	46/162	Q2	71.91	
2017	45/161	Q2	72.36	
2016	41/160	Q2	74.69	

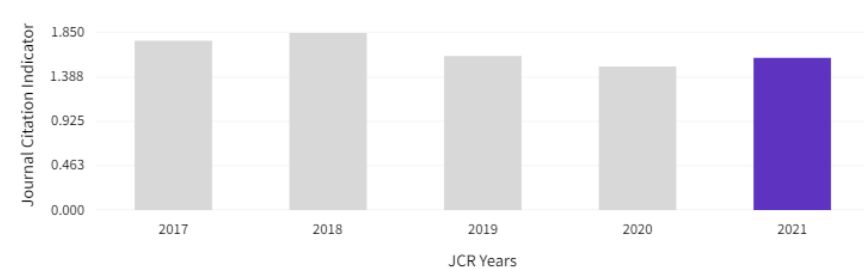
Una revista puede pertenecer a más de una categoría. En este ejemplo, el cuartil es el mismo en ambas categorías para el 2021 pero es diferente para el 2020.

Otras métricas

Journal Citation Indicator (JCI) [Export](#)

1.59

The Journal Citation Indicator (JCI) is the average Category Normalized Citation Impact (CNCI) of citable items (articles & reviews) published by a journal over a recent three year period. The average JCI in a category is 1. Journals with a JCI of 1.5 have 50% more citation impact than the average in that category. It may be used alongside other metrics to help you evaluate journals. [Learn more](#)

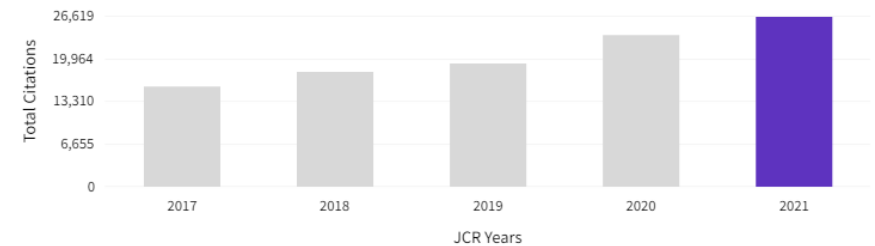


Nueva métrica que, a diferencia del JIF, está normalizada según el año y la categoría

Total Citations [Export](#)

26,619

The total number of times that a journal has been cited by all journals included in the database in the JCR year. Citations to journals listed in JCR are compiled annually from the JCR years combined database, regardless of which JCR edition lists the journal.



[View all years](#)

Total de citas de la revista

Otras métricas

Citation distribution

The Citation Distribution shows the frequency with which items published in the year or two years prior were cited in the JCR data year (i.e., the component of the calculation of the JIF). The graph has similar functionality as the JIF Trend graph, including hover-over data descriptions for each data point, and an interactive legend where each data element's legend can be used as a toggle. You can view Articles, Reviews, or Non-Citable (other) items to the JIF numerator. [Learn more](#)

ARTICLE CITATION MEDIAN

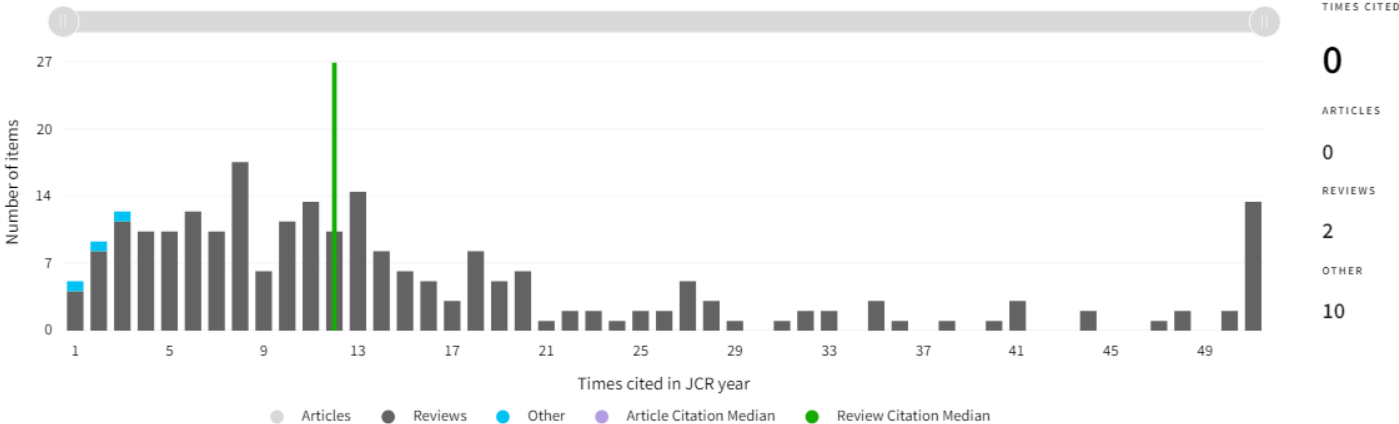
N/A

REVIEW CITATION MEDIAN

12

UNLINKED CITATIONS

97



Otras métricas

Porcentaje de artículos y citas en Open Access

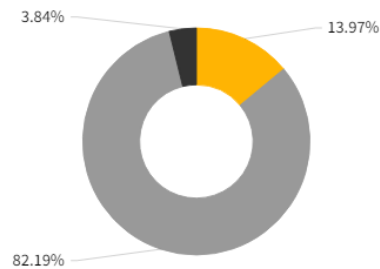
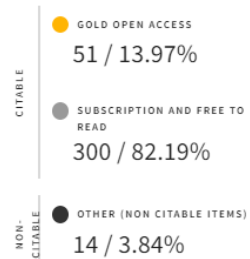
Open Access (OA)

[Export](#)

The data included in this tile summarizes the items published in the journal in the JCR data year and in the previous two years. For example, in the 2020 JCR data, released in June 2021, the Open Access (OA) data show the publication model (Gold OA or subscription) of materials published in 2018, 2019 and 2020, and citations in 2020 to these items. This three-year set of published items is used to provide descriptive analysis of the content and community of the journal. [Learn more](#)

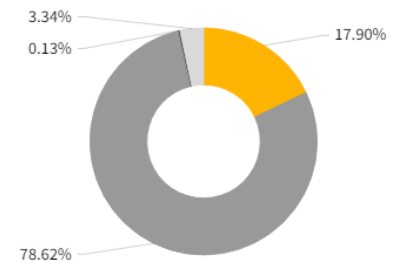
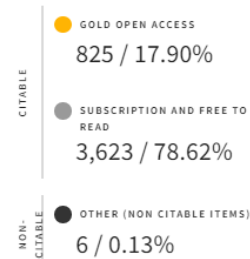
Items

TOTAL CITABLE 351
% OF CITABLE OA 14.53%



Citations*

TOTAL CITABLE 4,448
% OF CITABLE OA 18.55%




UNLINKED CITATIONS
154 / 3.34%

*Citations in 2021 to items published in [2019 - 2021]





Búsqueda de revistas por categorías

The world's leading journals and publisher-neutral data

new england X 🔍

 **Already have a manuscript?**
Find relevant, reputable journals for potential publication of your research using Manuscript matcher. [Match my manuscript](#)

See full listings and refine your search by

-  Journals
-  **Categories**
-  Publishers
-  Countries/Regions

BIBLIOTECA HUCA ÁREA SANITARIA IV



Utilizar Filtros: categoría, año y otros

Filter

- Journals (27,920)
- ISSN/eISSN
- Categories (254)**
- Publishers (8,323)
- Country / region (121)
- Citation Indexes
- JCR Year**
- Open Access
- JIF Quartile
- JIF Range
- JCI Range
- JIF Percentile

Search categories (Web of Science)

allergy

Allergy

JCR Year

Select the JCR Year for which you would like data to be displayed.

- 2021**
- 2020
- 2019
- 2018
- 2017

Reset **Apply**

Indicators: Default [Customize](#)

eISSN	Category	Total Citations	2021 JIF	JIF Quartile	2021 JCI	% of OA Gold
1398-9995	ALLERGY - SCIE	27,376	14.710	Q1	2.16	25.73 %
1097-6825	ALLERGY - SCIE	68,471	14.290	Q1	2.16	20.22 %
2213-2201	ALLERGY - SCIE	13,337	11.022	Q1	1.42	12.14 %
	ALLERGY - SCIE	5,500	10.817	Q1	1.51	16.06 %
	ALLERGY - SCIE	2,928	8.185	Q1	0.77	92.31 %
	ALLERGY - SCIE	3,374	7.478	Q1	0.84	100.00 %
	ALLERGY - SCIE	1,438	7.143	Q1	0.84	91.82 %
	ALLERGY - SCIE	7,694	6.419	Q2	1.04	17.73 %
	ALLERGY - SCIE	11,185	6.248	Q2	0.85	12.92 %
	ALLERGY - SCIE	1,836	5.657	Q2	0.89	90.42 %
	ALLERGY - SCIE	3,254	5.516	Q2	0.83	97.74 %

Exportar resultados

1 Biblioteca HUCA

2 Customize

3 Indicators: Default

4 Export

Download **current** list (38) as:

- ↓ CSV
- ↓ XLS

By exporting the selected data, you agree to the data usage policy set forth in the [Terms of Use](#)

Filter 1

Journal name	ISSN	eISSN	Category	Total Citations	2021 JIF	JIF Quartile	2021 JCI	% of OA Gold
<input type="checkbox"/> ALLERGY	0105-4538	1398-9995	ALLERGY - SCIE	27,376	14.710	Q1		
<input type="checkbox"/> JOURNAL OF ALLERGY AND CLINICAL IMMUNOLOGY	0091-6749	1097-6825	ALLERGY - SCIE	68,471	14.290	Q1		
<input type="checkbox"/> Journal of Allergy and Clinical Immunology-In Practice	2213-2198	2213-2201	ALLERGY - SCIE	13,337	11.022	Q1		
<input type="checkbox"/> CLINICAL REVIEWS IN ALLERGY & IMMUNOLOGY	1080-0549	1559-0267	ALLERGY - SCIE	5,500	10.817	Q1		
<input type="checkbox"/> JOURNAL OF INVESTIGATIONAL ALLERGOLOGY AND CLINICAL IMMUNOLOGY	1018-9068	1698-0808	ALLERGY - SCIE	2,928	8.185	Q1		
<input type="checkbox"/> ALLERGOLOGY INTERNATIONAL	1323-8930	1440-1592	ALLERGY - SCIE	3,374	7.478	Q1		
<input type="checkbox"/> ASIAN PACIFIC JOURNAL OF ALLERGY AND IMMUNOLOGY	0125-877X	2228-8694	ALLERGY - SCIE	1,438	7.143	Q1		

Impact Metrics | Normalized Metrics | Source Metrics

Metrics focused on the citation impact of the journals.

- Total Citations
- 2021 JIF
- JIF Rank
- 5 Year JIF
- JIF Without Self Cites
- Immediacy Index

Metrics that have been adjusted mathematically to a particular context.

- 2021 JCI
- JCI Rank
- JCI Percentile
- Eigenfactor
- Normalized Eigenfactor
- Article Influence Score
- JIF Percentile
- JIF Quartile
- AIS Quartile

Metrics based on the content of the journals.

- Citable Items
- % of Articles in Citable Items
- Cited Half-Life
- Citing Half-Life
- Total Articles
- % of OA Gold

Name your indicators:


BIBLIOTECA HUCA ÁREA SANITARIA IV







Búsqueda por países

The world's leading journals and publisher-neutral data

new england X 🔍

 **Already have a manuscript?**
Find relevant, reputable journals for potential publication of your research using Manuscript matcher. [Match my manuscript](#)

See full listings and refine your search by

-  Journals
-  Categories
-  Publishers
-  **Countries/Regions**

BIBLIOTECA HUCA ÁREA SANITARIA IV



Búsqueda por países

111 countries/ regions

Journal name/abbreviation, ISSN/eISSN, category, publisher, country/region



Countries/Regions

Number of journals in 2021

InCites metrics

USA

5,951

Analyse in InCites

ENGLAND

4,526

Analyse in InCites

NETHERLANDS

1,329

Analyse in InCites

GERMANY (FED REP GER)

SPAIN



SWITZERLAND

ITALY

BRAZIL

CHINA MAINLAND

RUSSIA

FRANCE

719 journals

Journal name/abbreviation, ISSN/eISSN, category, publisher, country/region



Indicators: Default

Customize

SPAIN JCR Year: 2021



Journal name	ISSN	eISSN	Category	Total Citations	2021 JIF	JIF Quartile	2021 JCI	% of OA Gold
<input type="checkbox"/> Journal of Innovation & Knowledge	2530-7614	2444-969X	Multiple	1,304	11.219	Q1	2.56	97.80 %
<input type="checkbox"/> European Journal of Psychology Applied to Legal Context	1889-1861	1989-4007	Multiple	526	9.850	Q1	7.10	100.00 %
<input type="checkbox"/> JOURNAL OF INVESTIGATIONAL ALLERGOLOGY AND CLINICAL IMMUNOLOGY	1018-9068	1698-0808	Multiple	2,928	8.185	Q1	0.77	92.31 %

BIBLIOTECA HUCA ÁREA SANITARIA IV



Más información en:

biblioteca.gae4@sespa.es

bvgcs@asturias.org

Ext. 36397 / 39471

MUCHAS GRACIAS!!!

